















SEZ.	SEDE	UBICAZIONE	ELETTORI	VOTANTI													VOTI VALIDI	VOTI NON VALIDI	BIANCHE	NULLE	CONT. ASSEG. E NON
					Pier Ferdinando Casini	Flavia D'Angeli	Stefano Montanari	Walter Veltroni	Bruno de Vita	Enrico Boselli	Fausto Bertinotti	Sergio Riboldi	Roberto Fiore	Marco Ferrando	Daniela Garnero Santanchè	Silvio Berlusconi					
1	Capoluogo	Scuola El. "S. Filippo" Via Borgo Inferiore	516	420 81.40%	33 8.13%	2 0.49%	1 0.25%	154 37.93%	1 0.25%	14 3.45%	14 3.45%		2 0.49%	1 0.25%		168 41.38%	406 96.67%	14 3.33%	5 1.19%	9 2.14%	
2	Capoluogo	Istituto I.P.S.I.A. Via Labriola, 1	451	367 81.37%	19 5.32%			137 38.38%	2 0.56%	15 4.20%	30 8.40%	1 0.28%	4 1.12%	5 1.40%	10 2.80%	134 37.54%	357 97.28%	10 2.72%	2 0.54%	8 2.18%	
3	Capoluogo	Scuola Elementare Nord Via Cadibona	676	572 84.62%	29 5.21%	3 0.54%	2 0.36%	255 45.78%	3 0.54%	20 3.59%	17 3.05%	1 0.18%	1 0.18%	3 0.54%	9 1.62%	214 38.42%	557 97.38%	15 2.62%	5 0.87%	10 1.75%	
4	Capoluogo	Istituto I.P.S.I.A. Via Labriola, 1	494	398 80.57%	23 5.97%	5 1.30%		157 40.78%	1 0.26%	11 2.86%	17 4.42%	1 0.26%	2 0.52%	4 1.04%	16 4.16%	148 38.44%	385 96.73%	13 3.27%	4 1.01%	9 2.26%	
5	Capoluogo	Scuola Elementare Nord Via Cadibona	733	644 87.86%	19 3.01%	1 0.16%	1 0.16%	312 49.45%	1 0.16%	14 2.22%	19 3.01%		1 0.16%	2 0.32%	9 1.43%	252 39.94%	631 97.98%	13 2.02%	4 0.62%	7 1.09%	2 0.31%
6	Capoluogo	Scuola Elementare Nord Via Cadibona	598	506 84.62%	17 3.49%	1 0.21%		274 56.26%	1 0.21%	14 2.87%	9 1.85%	1 0.21%	1 0.21%	5 1.03%	14 2.87%	150 30.80%	487 96.25%	19 3.75%	4 0.79%	15 2.96%	
7	Capoluogo	Istituto I.P.S.I.A. Via Labriola, 1	598	493 82.44%	33 6.89%	1 0.21%	4 0.84%	166 34.66%	1 0.21%	10 2.09%	25 5.22%	6 1.25%	3 0.63%	4 0.84%	19 3.97%	207 43.22%	479 97.17%	14 2.84%	3 0.61%	11 2.23%	
8	Capoluogo	Liceo Classico "Plinio il giovane" Via Diaz	533	442 82.93%	53 12.27%	4 0.93%	2 0.46%	160 37.04%	2 0.46%	13 3.01%	19 4.40%		1 0.23%	3 0.69%	12 2.78%	163 37.73%	432 97.74%	10 2.26%	4 0.90%	6 1.36%	
9	Capoluogo	Scuola El. "S. Pio X" Via Martiri d.Libertà	639	552 86.38%	14 2.59%	5 0.92%	1 0.18%	281 51.94%	2 0.37%	19 3.51%	18 3.33%	2 0.37%	4 0.74%	9 1.66%	22 4.07%	164 30.31%	541 98.01%	11 1.99%	2 0.36%	9 1.63%	
10	Capoluogo	Scuola El. "S. Pio X" Via Martiri d.Libertà	786	686 87.28%	35 5.26%	2 0.30%		310 46.55%	3 0.45%	10 1.50%	27 4.05%	3 0.45%	2 0.30%	1 0.15%	15 2.25%	258 38.74%	666 97.08%	20 2.92%	14 2.04%	6 0.87%	
11	Capoluogo	Scuola Elementare "Tina" Viale Sempione	595	525 88.24%	27 5.26%	2 0.39%		267 52.05%	2 0.39%	10 1.95%	12 2.34%	2 0.39%	1 0.19%	3 0.58%	12 2.34%	179 34.89%	513 97.71%	12 2.29%	3 0.57%	9 1.71%	
12	Capoluogo	Scuola El. "Rignaldello" Viale Franchetti	537	453 84.36%	14 3.16%	4 0.90%		211 47.63%	3 0.68%	25 5.64%	23 5.19%	1 0.23%	4 0.90%	3 0.68%	12 2.71%	143 32.28%	443 97.79%	10 2.21%	3 0.66%	7 1.55%	
13	Lerchi	Scuola Elementare	540	464 85.93%	21 4.68%			209 46.55%		8 1.78%	11 2.45%	2 0.45%	2 0.45%	4 0.89%	27 6.01%	163 36.30%	449 96.77%	15 3.23%	7 1.51%	8 1.72%	
14	Capoluogo	Scuola El. "S. Pio X" Via Martiri d.Libertà	614	490 79.80%	25 5.24%	2 0.42%	2 0.42%	210 44.03%	1 0.21%	18 3.77%	13 2.73%	2 0.42%	2 0.42%	2 0.42%	22 4.61%	178 37.32%	477 97.35%	13 2.65%	6 1.22%	7 1.43%	
15	Lerchi	Scuola Elementare	598	517 86.45%	19 3.78%			268 53.39%		7 1.39%	21 4.18%		3 0.60%	1 0.20%	10 1.99%	173 34.46%	502 97.10%	15 2.90%	7 1.35%	8 1.55%	
16	Cerbara	Scuola Elementare	541	475 87.80%	11 2.43%	4 0.88%		277 61.15%	3 0.66%	2 0.44%	17 3.75%		2 0.44%	3 0.66%	14 3.09%	120 26.49%	453 95.37%	22 4.63%	6 1.26%	16 3.37%	
17	Cerbara	Scuola Elementare	678	603 88.94%	11 1.87%	1 0.17%		339 57.75%	2 0.34%	14 2.39%	19 3.24%		3 0.51%	13 2.21%	181 30.83%	587 97.35%	16 2.65%	5 0.83%	11 1.82%		
18	Piosina	Ex Scuola Elementare	480	432 90.00%	18 4.31%	1 0.24%		212 50.72%	1 0.24%	19 4.55%	20 4.78%		3 0.72%	10 2.39%	134 32.06%	418 96.76%	14 3.24%	4 0.93%	10 2.31%		
19	Capoluogo	Scuola El. "Riosecco" Viale Lombardia	938	810 86.35%	22 2.84%	2 0.26%	2 0.26%	391 50.39%	2 0.26%	30 3.87%	29 3.74%	2 0.26%	1 0.13%	5 0.64%	29 3.74%	261 33.63%	776 95.80%	34 4.20%	6 0.74%	28 3.46%	
20	Badiali	Scuola Elementare Userna	513	431 84.02%	16 3.87%	1 0.24%	2 0.48%	228 55.21%	3 0.73%	11 2.66%	29 7.02%		2 0.48%	3 0.73%	5 1.21%	113 27.36%	413 95.82%	18 4.18%	3 0.70%	15 3.48%	
21	Fiume	Scuola Elementare Userna	413	353 85.47%	15 4.45%	3 0.89%	1 0.30%	176 52.23%	2 0.59%	10 2.97%	9 2.67%	1 0.30%	4 1.19%	5 1.48%	10 2.97%	101 29.97%	337 95.47%	16 4.53%	8 2.27%	8 2.27%	
22	Capoluogo	Scuola Elementare "Tina" Viale Sempione	718	644 89.69%	31 4.93%	1 0.16%		290 46.10%	2 0.32%	19 3.02%	23 3.66%		3 0.48%	4 0.64%	19 3.02%	237 37.68%	629 97.67%	15 2.33%	3 0.47%	12 1.86%	
23	Capoluogo	Scuola Elementare Nord Via Cadibona	633	555 87.68%	21 3.85%	3 0.55%	2 0.37%	290 53.11%	3 0.55%	7 1.28%	20 3.66%		1 0.18%	5 0.92%	19 3.48%	175 32.05%	546 98.38%	9 1.62%	3 0.54%	6 1.08%	
24	Cerbara	Scuola Elementare	463	402 86.83%	10 2.54%	1 0.25%		220 55.98%		4 1.02%	16 4.07%		3 0.76%	1 0.25%	6 1.53%	132 33.59%	393 97.76%	9 2.24%	3 0.75%	6 1.49%	
25	Capoluogo	Scuola Media "D. Alighieri" Via della Tina	530	440 83.02%	12 2.82%	2 0.47%		175 41.18%	4 0.94%	8 1.88%	21 4.94%		4 0.94%	6 1.41%	13 3.06%	180 42.35%	425 96.59%	15 3.41%	7 1.59%	8 1.82%	
26	Capoluogo	Scuola Elementare "Tina" Viale Sempione	524	445 84.92%	14 3.20%	2 0.46%	2 0.46%	180 41.19%		10 2.29%	24 5.49%	1 0.23%		3 0.69%	20 4.58%	181 41.42%	437 98.20%	8 1.80%	3 0.67%	5 1.12%	
27	S. Martin d'Upò	Scuola Media "G. Pascoli" Via Collodi	444	386 86.94%	12 3.21%	4 1.07%	1 0.27%	203 54.28%	2 0.53%	8 2.14%	12 3.21%			4 1.07%	12 3.21%	116 31.02%	374 96.89%	12 3.11%	6 1.55%	6 1.55%	
28	Capoluogo	Scuola Elementare "Tina" Viale Sempione	574	507 88.33%	19 3.82%	1 0.20%	1 0.20%	196 39.44%	1 0.20%	16 3.22%	19 3.82%	1 0.20%		11 2.21%	11 2.21%	232 46.88%	497 98.03%	10 1.97%	2 0.39%	8 1.58%	
29	Capoluogo	Scuola Media "G. Pascoli" Via Collodi	442	392 88.69%	19 4.95%	1 0.26%	5 1.30%	165 42.97%	1 0.26%	7 1.82%	15 3.91%			3 0.78%	20 5.21%	144 37.50%	384 97.95%	8 2.04%	2 0.51%	6 1.53%	
30	San Secondo	Scuola Elementare	545	460 84.40%	12 2.66%	2 0.44%	1 0.22%	214 47.45%	3 0.67%	11 2.44%	16 3.55%	2 0.44%		1 0.22%	15 3.33%	174 38.58%	451 98.04%	9 2.05%	3 0.65%	6 1.30%	
31	San Secondo	Scuola Elementare	660	585 88.64%	23 4.06%	1 0.18%	2 0.35%	261 46.03%	1 0.18%	13 2.29%	15 2.65%		1 0.18%	3 0.53%	22 3.88%	222 39.15%	567 96.92%	18 3.08%	3 0.51%	15 2.56%	
32	San Maiano	Scuola Elementare Promano	234	197 84.19%	5 2.63%			103 54.21%		7 3.68%	2 1.05%		1 0.53%	5 2.63%	67 35.26%	190 96.45%	7 3.55%	2 1.02%	5 2.54%		
33	Cornetto	Scuola Elementare Promano	596	521 87.42%	26 5.18%	5 1.00%	2 0.40%	270 53.78%	2 0.40%	9 1.79%	9 1.79%	1 0.20%		3 0.60%	15 2.99%	159 31.67%	502 96.35%	19 3.65%	9 1.73%	10 1.92%	
34	Capoluogo	Scuola Media "D. Alighieri" Via della Tina	609	537 88.18%	20 3.84%	1 0.19%	1 0.19%	274 52.59%	1 0.19%	23 4.41%	14 2.69%	3 0.58%		1 0.19%	7 1.34%	176 33.78%	521 97.02%	16 2.98%	2 0.37%	14 2.61%	
35	Promano	Scuola Elementare	693	598 86.29%	26 4.43%	5 0.85%		297 50.60%	4 0.68%	6 1.02%	13 2.21%	1 0.17%		3 0.51%	26 4.43%	204 34.75%	587 98.16%	11 1.84%	3 0.50%	8 1.34%	
36	Trestina	Scuola Media Via Lambruschini	495	418 84.44%	17 4.21%	4 0.99%		117 28.96%		7 1.73%	9 2.23%			2 0.50%	14 3.47%	230 56.93%	404 96.65%	14 3.35%	5 1.20%	9 2.15%	
37	Capoluogo	Scuola Elementare Nord Via Cadibona	611	522 85.43%	20 3.94%	7 1.38%	1 0.20%	234 46.15%	1 0.20%	18 3.55%	12 2.37%			2 0.39%	3 0.59%	191 37.67%	507 97.13%	15 2.87%	3 0.57%	12 2.30%	
38	Capoluogo	Scuola Media "G. Pascoli" Via Collodi	773	672 86.93%	24 3.69%	4 0.62%	1 0.15%	361 55.54%	1 0.15%	20 3.08%	12 1.85%	2 0.31%		1 0.15%	3 0.46%	200 30.77%	650 96.73%	22 3.27%	4 0.60%	18 2.68%	
39	Badia Petroia	Scuola Elementare	468	392 83.76%	26 6.84%	3 0.79%		151 39.74%	1 0.26%	14 3.68%	6 1.58%	3 0.79%		4 1.05%	12 3.16%	157 41.32%	380 96.94%	12 3.06%	8 2.04%	4 1.02%	
40	Morra	Scuola Elementare	360	298 82.78%	18 6.29%	1 0.35%	2 0.70%	128 44.76%	1 0.35%	15 5.24%	2 0.70%			5 1.75%	4 1.40%	110 38.46%	286 95.97%	12 4.03%	9 3.02%	3 1.01%	
41	Capoluogo	Scuola Media "D. Alighieri" Via della Tina	688	555 80.67%	22 4.02%	4 0.73%	1 0.18%	250 45.70%		14 2.56%	20 3.66%	3 0.55%		4 0.73%	13 2.38%	215 39.31%	547 98.56%	8 1.44%	4 0.72%	4 0.72%	
42	Volterrano	Scuola Materna	266	226 84.96%	23 10.80																